



Welch Allyn Cardiopulmonary Screening and Diagnosis Solutions



Clinical excellence. Connected solutions. Continuous innovation.
Welch Allyn Cardiology is proud to be powered by Mortara.

As part of a health system, you understand that improv

As you care for patients across care settings, your clinicians need current, accurate data at each encounter to advance care plans.

That's why Welch Allyn offers simple solutions to gather diagnostic-quality data and help your clinicians access it when and where they need it.

The Welch Allyn cardiopulmonary family, **powered by Mortara**, helps you deliver comprehensive cardiac care with an efficient workflow.

Read on and discover why Welch Allyn is the right partner to help you **care for the heart of your health system.**

Our solutions are designed to help you share patient data seamlessly across your network.

PHYSICIAN'S OFFICE

- RESTING ECG
- SPIROMETRY
- AMBULATORY BLOOD PRESSURE MONITORING



PHYSICIAN
ORDERS TEST

CARDIOLOGY

- RESTING ECG
- AMBULATORY BLOOD PRESSURE MONITORING
- CARDIAC STRESS TESTING
- HOLTER MONITORING



DEVICES CO
A NUMBER C
• EMR
• PACS
• CVIS
• ECG MAN

CLINICIANS ACCESS
CURRENT DATA
SYSTEM-WIDE

ing cardiac health is a journey with many touchpoints.



With the industry's broadest range of diagnostic cardiology solutions, we help people get better care, inside and outside the hospital. Backed by **clinical excellence, connected solutions and continuous innovation**, Welch Allyn Cardiology is proud to be powered by Mortara.



HOSPITAL

- RESTING ECG
- CARDIAC STRESS TESTING
- HOLTER MONITORING

CONNECT TO
OF SYSTEMS:
AGEMENT

REHABILITATION

- CARDIAC REHABILITATION
- CARDIOPULMONARY REHABILITATION





AT THE HEART OF PRIMARY CARE



Welch Allyn devices are designed for ease of use in primary care settings, but provide the high-quality data specialists need for referrals.

RESTING ECG



CP 150™ ECG

Connex® Cardio ECG

AMBULATORY BLOOD PRESSURE MONITORING



ABPM 7100

SPIROMETRY

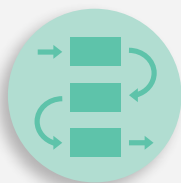


Spirometer



HELP IMPROVE PATIENT OUTCOMES

- Screen for heart disease, COPD and other cardiopulmonary conditions
- Diagnose and manage hypertension with ambulatory blood pressure monitoring as recommended by the U.S. Preventive Services Task Force¹



STREAMLINE CLINICAL WORKFLOWS

- Connect devices to your EMR, enabling you to perform and save a test to the patient's chart in as few as two clicks
- Quickly capture cardiac data and send a PDF report to the EMR
- Capture a 12-lead ECG untethered from the device




REDUCE COSTS

- Get (and stay) up and running with device warranties, a vast network of support reps and service programs
- Perform reimbursable procedures in the lower-cost primary care setting to help improve system ROI

¹Margaret A. Piper, PhD, MPH; Corinne V. Evans, MPP; Brittany U. Burda, MPH; Karen L. Margolis, MD, MPH; Elizabeth O'Connor, PhD; and Evelyn P. Whitlock, MD, MPH: Diagnostic and Predictive Accuracy of Blood Pressure Screening Methods With Consideration of Rescreening Intervals: An Updated Systematic Review for the U.S. Preventive Services Task Force

AT THE HEART OF CARDIOLOGY



Cardiologists rely on accurate data to inform every phase of their patients' care plans. That's why Welch Allyn offers a suite of cardiology solutions to provide diagnostic data inside and outside the office.

RESTING ECG



ELI™ 280 ECG

Connex Cardio ECG

AMBULATORY BLOOD PRESSURE MONITORING




ABPM 7100

CARDIAC STRESS TESTING



Quinton® Q-Stress® Cardiac Stress Testing System

HOLTER MONITORING

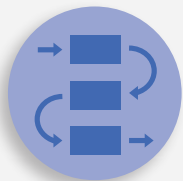


Vision™ Express with H3+™ Recorder



HELP IMPROVE PATIENT OUTCOMES

- Confirm and build upon referral data from primary care with easy-to-use resting and stress ECGs
- Capture a more complete picture of cardiac health with ambulatory blood pressure and holter monitoring




STREAMLINE CLINICAL WORKFLOWS

- Improve staff productivity and facilitate training with common user interfaces and left-to-right workflows
- Make the most of each workspace with wireless ECG acquisition
- Send data to the EMR, ECG management system, PACS system and more



REDUCE COSTS

- Reduce labor costs of training with similar user experiences and connectivity platforms across devices



AT THE HEART OF THE HOSPITAL



Hospital clinicians rely on accurate ECG data to support the best clinical pathways for cardiology patients. Welch Allyn solutions capture the data they need and share it with the EMR, ECG management system, PACS systems and more for better informed decisions anytime, anywhere.

RESTING ECG



ELI 380 ECG



ELI 280 ECG

CARDIAC STRESS TESTING



Quinton Q-Stress Cardiac Stress Test System

HOLTER MONITORING



HSCRIBE™ Holter Monitoring System

HELP IMPROVE PATIENT OUTCOMES

- Critical test results help detect high-risk patients in need of immediate intervention
- The VERITAS™ family of algorithms support ACC, AHA and HRS recommendations for ECG acquisition on adult and pediatric patients

The VERITAS™ algorithm is trusted by the **U.S. Food and Drug Administration (FDA)** for drug trials and clinical studies.

STREAMLINE CLINICAL WORKFLOWS


- Remove a tripping hazard and let clinicians move freely with wireless ECG acquisition
- Standardize connectivity across the health system with DICOM® or HL7® communication

REDUCE COSTS

- Protect patient data and reduce associated risk with strong data security across devices including encryption, authentication and authorization



AT THE HEART OF CARDIAC REHABILITATION



Help your cardiac and pulmonary rehab clinicians focus on patient recovery, rather than tedious documentation and reporting.

REHABILITATION



The Quinton Q-Tel® RMS captures and manages essential patient data while you focus on your patient.



HELP IMPROVE PATIENT OUTCOMES

- Help improve patient safety with advanced arrhythmia alarms
- Trust diagnostic-quality ECG data with historic full disclosure review
- Record patient information, session data and long-term goals for outcomes tracking
- Support outcomes-based reporting with the Q-Progress solution's capabilities to transmit data to the AACVPR registry



STREAMLINE CLINICAL WORKFLOWS

- Enjoy an easy-to-use interface with an intuitive left-to-right workflow
- Scale from a single tower system up to a large network for monitoring up to 32 patients
- Reference a database that contains complete rehabilitation case records
- Import patient demographic data and export session data, and choose the right individualized treatment plans for both cardiac and pulmonary patients with the Q-Exchange® solution



REDUCE COSTS

- Minimize training time and associated labor costs by utilizing our large field service team to provide efficient, effective user training
- Access administrative reports for daily billing, active patient assessment and care plans



Helping you help others

Cardiac health is central to improving patient outcomes. At Welch Allyn, diagnostic cardiology is more than an area of expertise—it's at the heart of what we do.

Health systems around the world count on Welch Allyn for:

- Diagnostic-quality ECG data to help inform better clinical decisions
- Simple connectivity to a variety of systems
- Hassle-free service and installation experiences

We want to help you care for the heart of your health system. Contact your Welch Allyn representative today or visit www.welchallyn.com to learn more.



Welch Allyn, Inc.
4341 State Street Road
Skaneateles Falls, NY 13153 USA
(p) 800.535.6663 (f) 315.685.3361

© 2017 Welch Allyn MC14455

www.welchallyn.com

WelchAllyn[®]